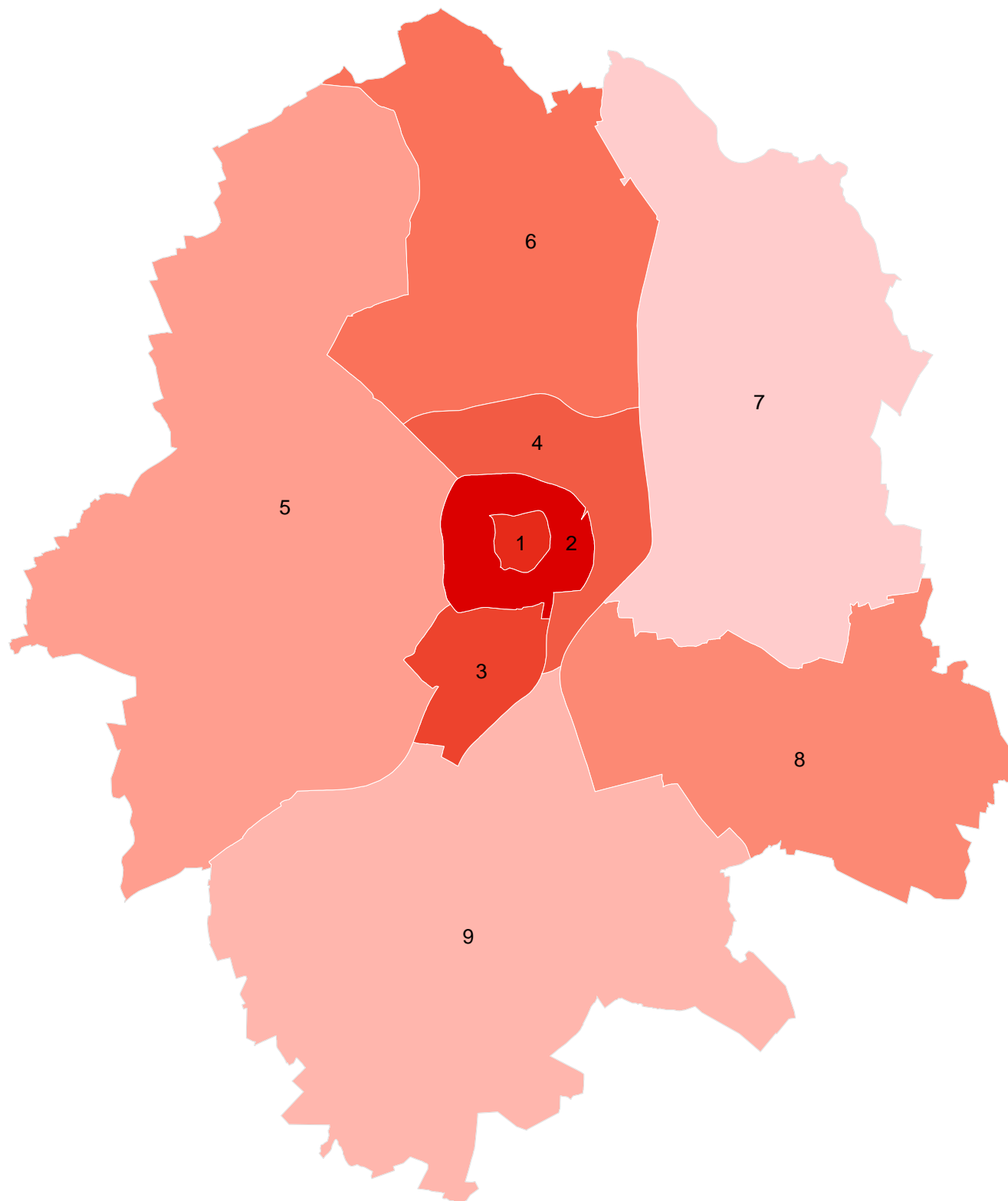
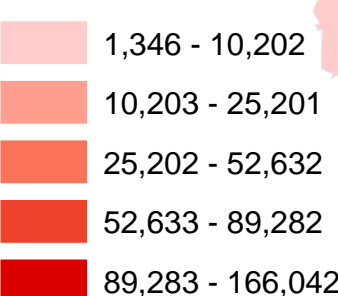
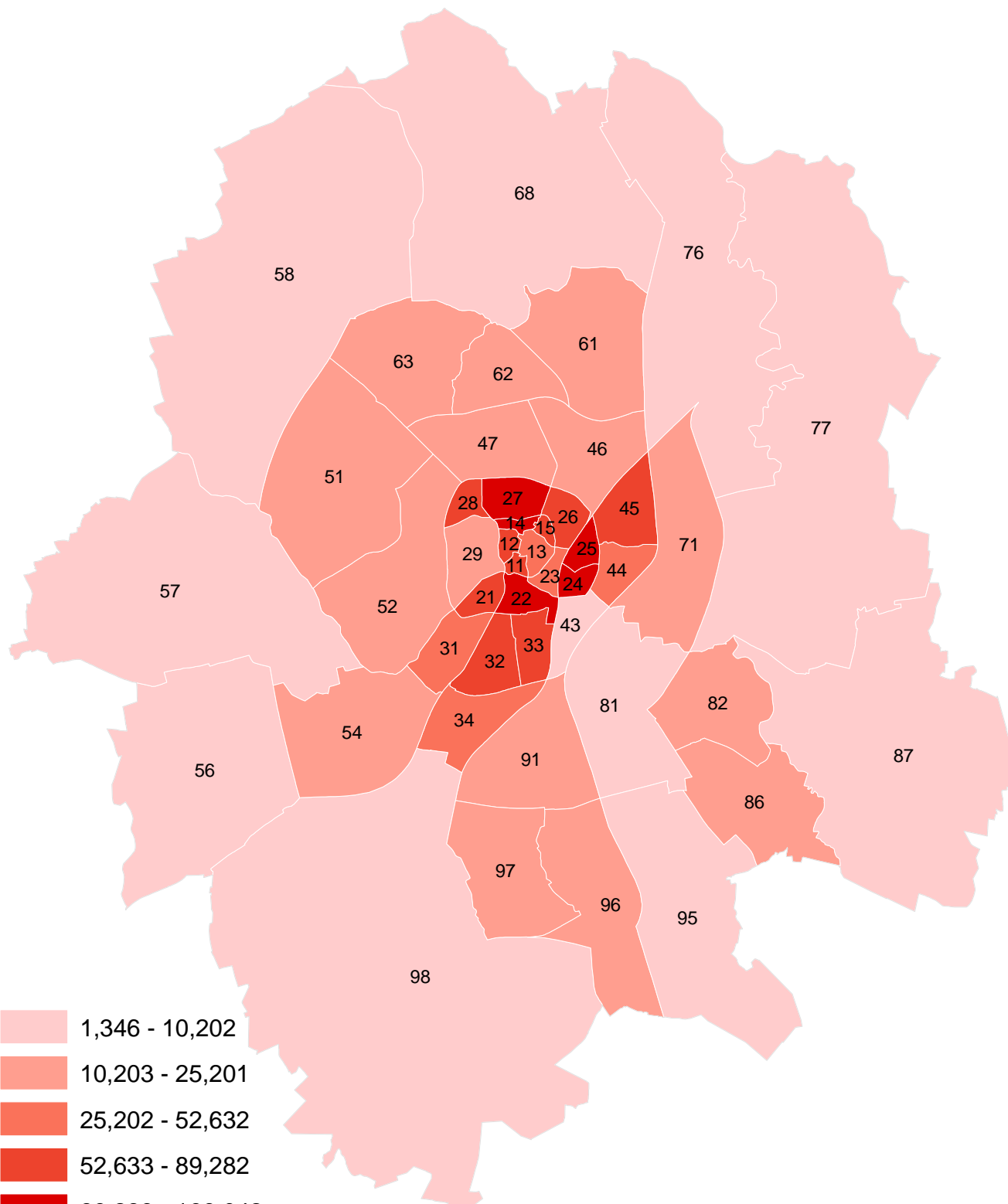


Kleinräumige Gebietsgliederung
 9 Stadtbezirke und Teilbereiche
 mit Wohnberechtigter Bevölkerung pro Hektar
 Stand: 31.12.2011



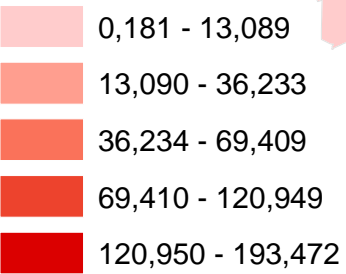
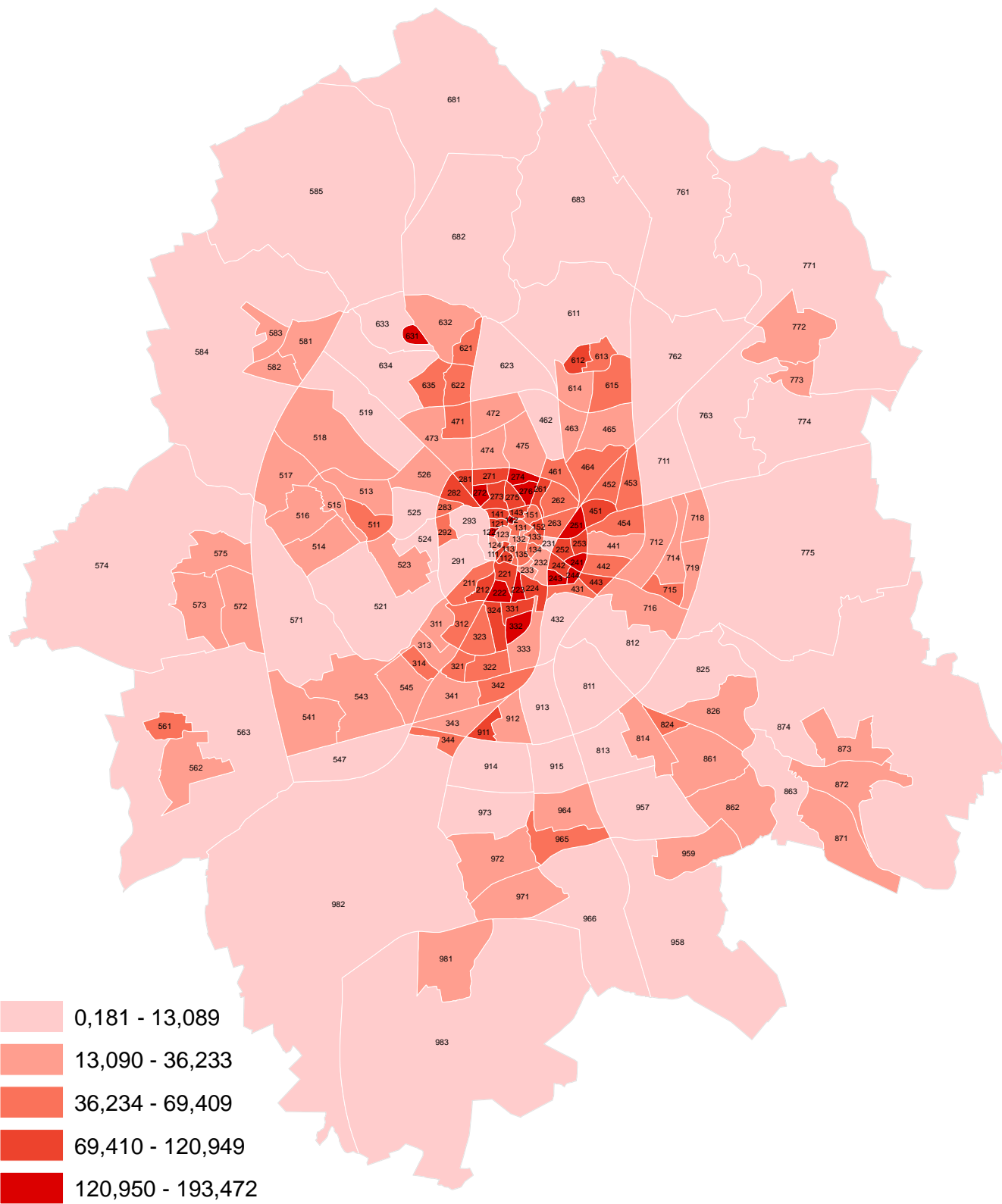
| Stadtbezirk | Bevölkerungsdichte |
|------------------------------|--------------------|
| 1-4 Münster-Mitte | 51,180 |
| 1 Teilbereich Altstadt | 74,701 |
| 2 Teilbereich Innenstadtring | 81,260 |
| 3 Teilbereich Mitte-Süd | 47,488 |
| 4 Teilbereich Mitte-Nordost | 32,047 |
| 5 Münster-West | 7,089 |
| 6 Münster-Nord | 8,004 |
| 7 Münster-Ost | 3,956 |
| 8 Münster-Südost | 7,623 |
| 9 Münster-Hiltrup | 5,361 |
| Stadt Münster | 9,785 |

Kleinräumige Gebietsgliederung
45 Stadtteile (Statistische Bezirke)
mit Wohnberechtigter Bevölkerung pro Hektar
Stand: 31.12.2011



| Stadtteil | Bevölkerungs- dichte | Stadtteil | Bevölkerungs- dichte |
|------------------|-------------------------|---------------------|-------------------------|
| 11 Aegidii | 89,282 | 51 Gievenbeck | 21,639 |
| 12 Überwasser | 58,502 | 52 Sentrup | 11,012 |
| 13 Dom | 52,632 | 54 Mecklenbeck | 15,486 |
| 14 Buddenturm | 127,116 | 56 Albachten | 4,548 |
| 15 Martini | 81,880 | 57 Roxel | 4,359 |
| | | 58 Nienberge | 2,451 |
| 21 Pluggendorf | 80,526 | | |
| 22 Josef | 116,033 | 61 Coerde | 17,600 |
| 23 Bahnhof | 31,029 | 62 Kinderhaus-Ost | 18,847 |
| 24 Hansaplatz | 166,042 | 63 Kinderhaus-West | 20,506 |
| 25 Mauritz-West | 129,914 | 68 Sprakel | 1,346 |
| 26 Schlachthof | 67,483 | | |
| 27 Kreuz | 124,720 | 71 Mauritz-Ost | 17,349 |
| 28 Neutor | 85,050 | 76 Gelmer-Dyckburg | 2,008 |
| 29 Schloss | 14,812 | 77 Handorf | 2,564 |
| | | | |
| 31 Aaseestadt | 37,493 | 81 Gremmendorf-West | 7,319 |
| 32 Geist | 62,108 | 82 Gremmendorf-Ost | 16,256 |
| 33 Schützenhof | 74,844 | 86 Angelmodde | 15,012 |
| 34 Duesberg | 32,015 | 87 Wolbeck | 4,262 |
| | | | |
| 43 Hafen | 10,202 | 91 Berg Fidel | 11,831 |
| 44 Herz-Jesu | 50,871 | 95 Hiltrup-Ost | 5,955 |
| 45 Mauritz-Mitte | 62,071 | 96 Hiltrup-Mitte | 16,666 |
| 46 Rumphorst | 25,201 | 97 Hiltrup-West | 19,419 |
| 47 Uppenberg | 25,012 | 98 Amelsbüren | 1,427 |
| | | | |
| Stadt Münster | 9,785 | | |

Kleinräumige Gebietsgliederung 174 Stadtzellen mit Wohnberechtigter Bevölkerung pro Hektar Stand: 31.12.2011



| Stadt- zelle | Bevölke- rungs- dichte | Stadt- zelle | Bevölke- rungs- dichte | Stadt- zelle | Bevölke- rungs- dichte | Stadt- zelle | Bevölke- rungs- dichte | Stadt- zelle | Bevölke- rungs- dichte |
|-----------------|------------------------------|-----------------|------------------------------|-----------------|------------------------------|-----------------|------------------------------|-----------------|------------------------------|
| 111 | 87,115 | 263 | 53,936 | 453 | 41,677 | 574 | 0,535 | 773 | 17,346 |
| 112 | 120,058 | 271 | 99,791 | 454 | 57,613 | 575 | 19,298 | 774 | 8,588 |
| 113 | 56,728 | 272 | 145,861 | 461 | 58,231 | 581 | 20,555 | 775 | 0,488 |
| 121 | 97,101 | 273 | 108,759 | 462 | 1,833 | 582 | 35,828 | 811 | 5,488 |
| 122 | 157,739 | 274 | 136,043 | 463 | 33,333 | 583 | 25,798 | 812 | 3,775 |
| 123 | 17,114 | 275 | 119,883 | 464 | 38,845 | 584 | 0,689 | 813 | 6,818 |
| 124 | 29,356 | 276 | 162,577 | 465 | 19,165 | 585 | 0,741 | 814 | 20,044 |
| 131 | 48,739 | 281 | 100,492 | 471 | 53,868 | 611 | 4,068 | 824 | 58,551 |
| 132 | 33,795 | 282 | 96,124 | 472 | 24,459 | 612 | 80,042 | 825 | 11,774 |
| 133 | 72,815 | 283 | 47,645 | 473 | 17,536 | 613 | 66,932 | 826 | 16,405 |
| 134 | 42,692 | 291 | 13,438 | 474 | 27,550 | 614 | 25,475 | 861 | 17,915 |
| 135 | 59,606 | 292 | 53,892 | 475 | 19,126 | 615 | 44,189 | 862 | 17,790 |
| 141 | 128,312 | 293 | 2,961 | 511 | 50,001 | 621 | 37,196 | 863 | 9,204 |
| 142 | 145,515 | 311 | 22,149 | 513 | 34,267 | 622 | 47,183 | 871 | 13,886 |
| 143 | 119,956 | 312 | 64,495 | 514 | 20,141 | 623 | 8,325 | 872 | 25,578 |
| 151 | 71,448 | 313 | 21,171 | 515 | 29,402 | 631 | 183,941 | 873 | 19,300 |
| 152 | 98,639 | 314 | 41,827 | 516 | 35,871 | 632 | 22,267 | 874 | 0,366 |
| 211 | 62,103 | 321 | 70,422 | 517 | 22,272 | 633 | 11,772 | 911 | 73,411 |
| 212 | 117,673 | 322 | 42,262 | 518 | 18,988 | 634 | 8,061 | 912 | 37,320 |
| 221 | 97,756 | 323 | 65,049 | 519 | 6,066 | 635 | 38,461 | 913 | 4,721 |
| 222 | 130,771 | 324 | 80,135 | 521 | 0,338 | 681 | 2,946 | 914 | 4,286 |
| 223 | 161,996 | 331 | 125,365 | 523 | 30,041 | 682 | 0,717 | 915 | 5,251 |
| 224 | 99,139 | 332 | 134,589 | 524 | 7,783 | 683 | 0,170 | 957 | 6,084 |
| 231 | 12,429 | 333 | 31,585 | 525 | 16,213 | 711 | 2,524 | 958 | 2,729 |
| 232 | 34,366 | 341 | 24,004 | 526 | 35,210 | 712 | 16,281 | 959 | 23,955 |
| 233 | 37,009 | 342 | 43,338 | 541 | 15,326 | 714 | 31,071 | 964 | 30,695 |
| 241 | 186,059 | 343 | 27,772 | 543 | 15,788 | 715 | 49,219 | 965 | 49,568 |
| 242 | 89,232 | 344 | 45,530 | 545 | 27,510 | 716 | 18,896 | 966 | 7,113 |
| 243 | 213,760 | 431 | 47,350 | 547 | 9,401 | 718 | 23,580 | 971 | 20,864 |
| 244 | 205,887 | 432 | 0,656 | 561 | 49,301 | 719 | 27,139 | 972 | 28,698 |
| 251 | 143,898 | 441 | 28,304 | 562 | 25,863 | 761 | 1,779 | 973 | 8,901 |
| 252 | 122,419 | 442 | 49,998 | 563 | 0,454 | 762 | 2,084 | 981 | 24,120 |
| 253 | 118,687 | 443 | 120,045 | 571 | 1,255 | 763 | 2,566 | 982 | 0,575 |
| 261 | 121,296 | 451 | 105,825 | 572 | 21,961 | 771 | 0,452 | 983 | 0,325 |
| 262 | 55,955 | 452 | 61,095 | 573 | 23,284 | 772 | 17,462 | | |

Stadt Münster
9,785